

U.S. Comments at
Workshop on
Sub-Paragraph
1(b)(i) of the Bali
Action Plan

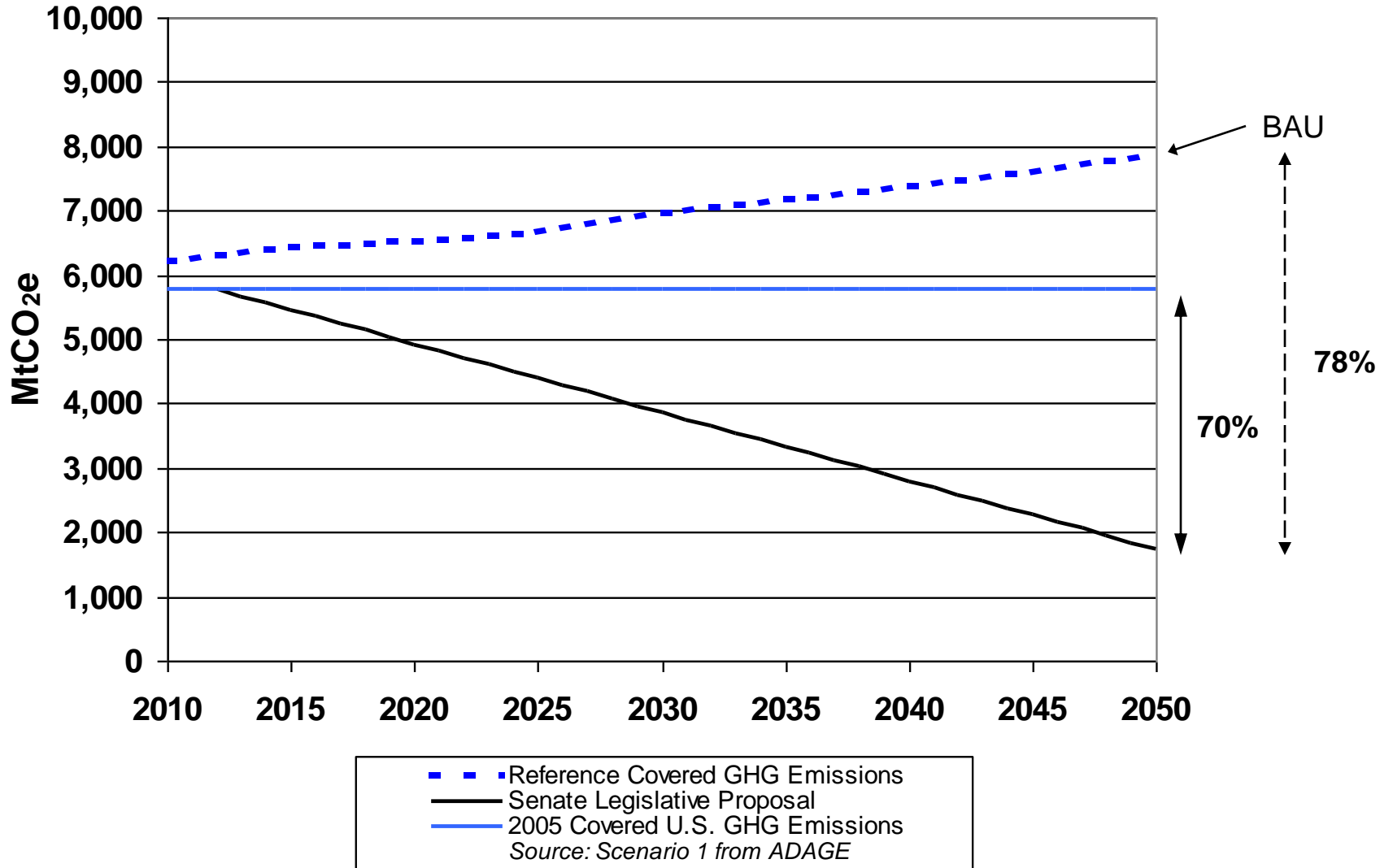
U.S. Domestic Action

- **President Obama proposes cutting emissions ~ 15% by 2020, ~ 80% by 2050 through a nationwide cap & trade program**
- **10-year \$150 B for clean energy R,D, & D**
- **Comprehensive nationwide mandatory GHG reporting scheme**
- **Moving forward toward more stringent auto emission standards & other regulatory measures under the Clean Air Act**
- **\$80 B new clean energy spending in stimulus**

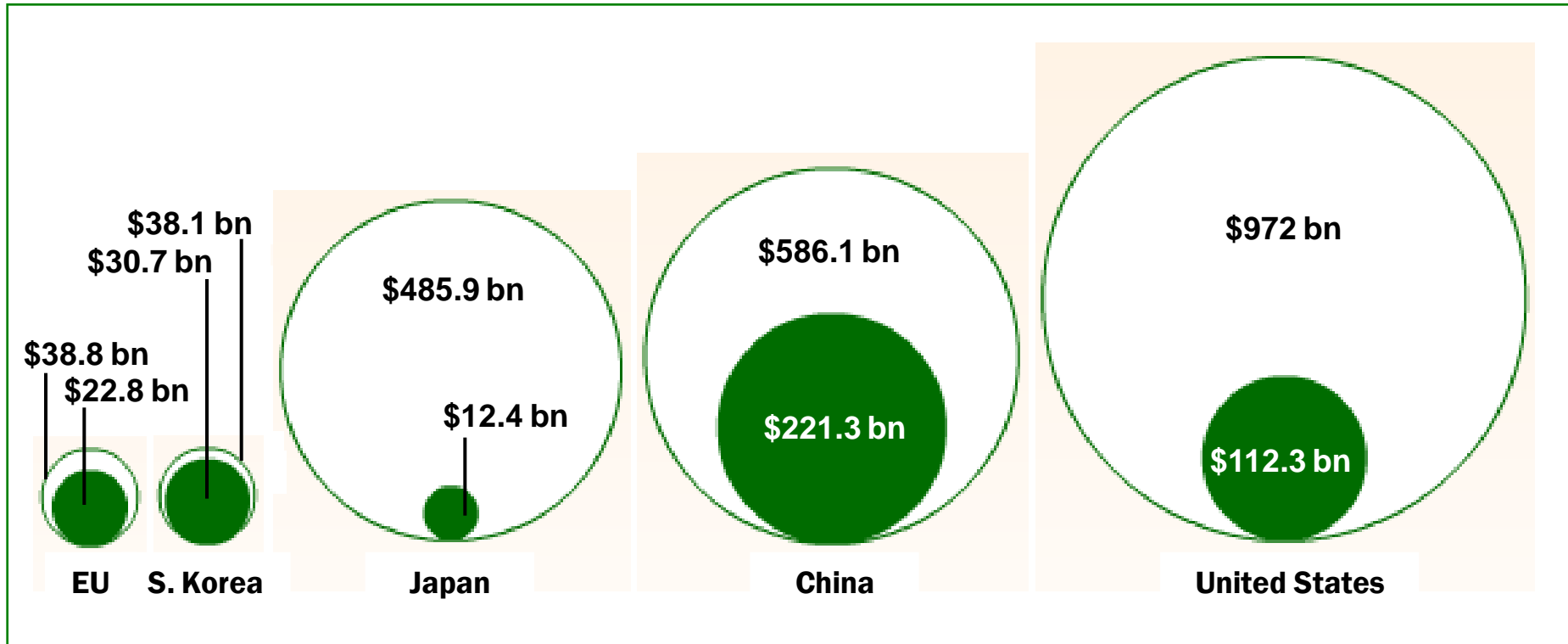
U.S. Covered GHG Emissions

Reference and Cap – 2007 Lieberman-Warner Senate Proposal

Covered US GHG Emissions



World Green Stimulus Spending



Green circles represent stimulus spending on environmental initiatives, as a share of total spending.

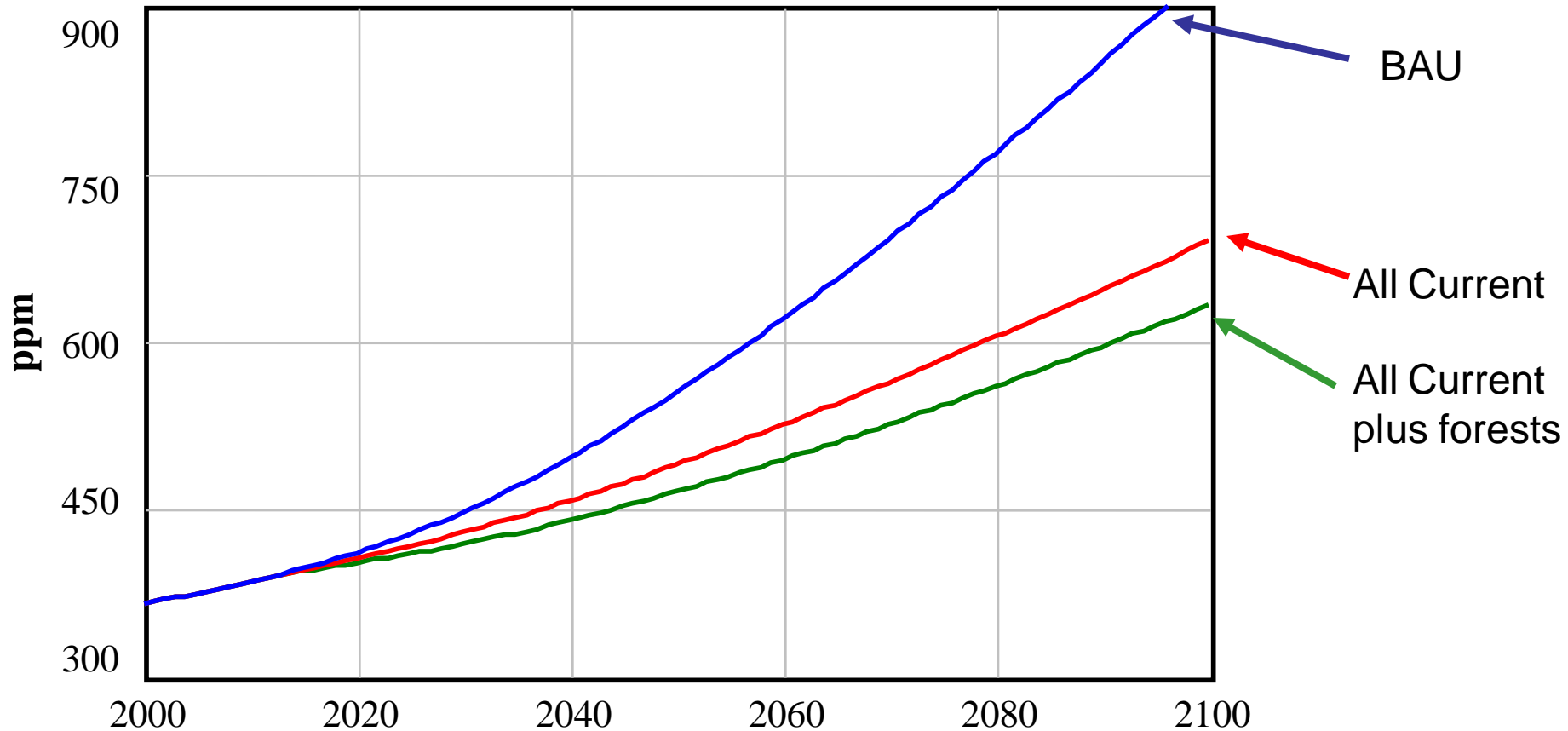
Source: HSBC and The Financial Times, published 2 March 2009

Simulating the Currently Known and Projected Commitment for the Copenhagen CoP 15 UNFCCC Negotiations

EU - Emissions 80% below 1990 by 2050	Brazil - 10-20% reduction of 2004 by 2020	China - Reduce emissions intensity 20% by 2020	South Africa - 40% below 2003 by 2050
US (Obama) - 80% below 1990 by 2050	Other Latin America - bau	India - Reduce emissions intensity 20% by 2020	Other Africa - bau
Russia - 1990 levels	Mexico - 10% below 2004 by 2014	Other Asia - Reduce emissions intensity 20% by 2020	Global Deforestation - bau
Canada - 20% below 2006 by 2020	Middle East - bau	OECD Pacific - 60% below 2000 by 2050 (AUS)	Afforestation - bau

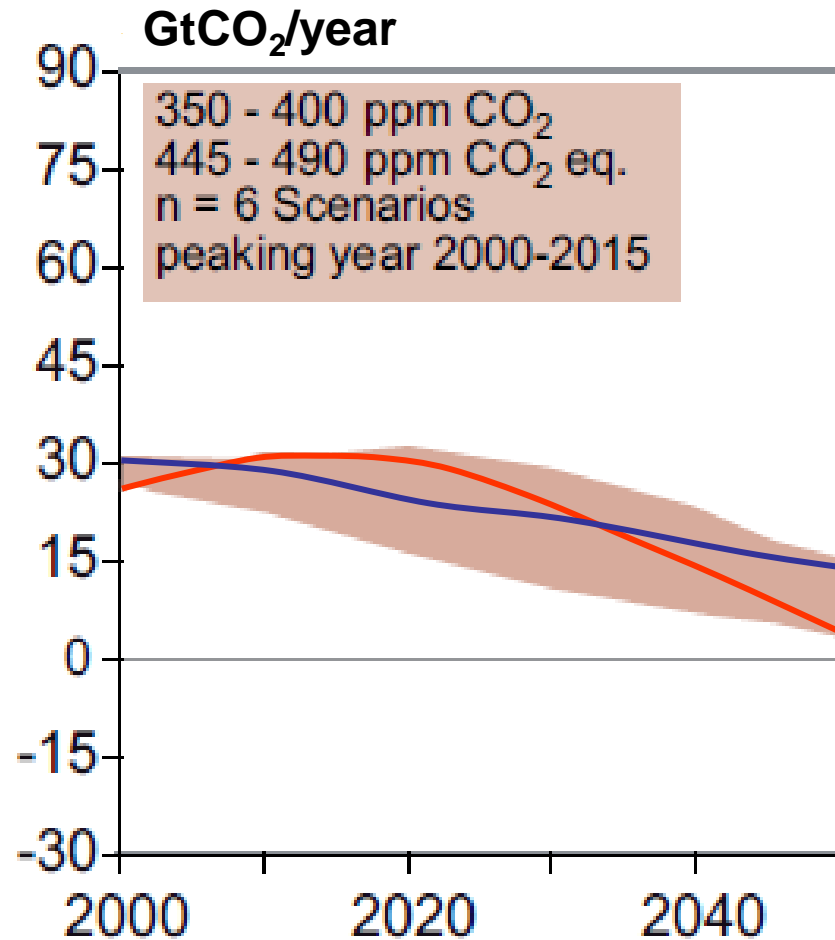
Source: Testimony of Dr. Robert Corell, Heinz Center for Science, Economics, and the Environment and Dr. John Sterman, Director of MIT System Dynamics Group

CO₂ in Atmosphere Would Continue to Increase



Source: Testimony of Dr. Robert Corell, Heinz Center for Science, Economics, and the Environment and Dr. John Sterman, Director of MIT System Dynamics Group

Global CO₂ Emissions Related to Energy and Industry



Emissions pathways of mitigation scenarios for stabilization at 445-490 ppm CO₂-eq.

Source: Figure 3.17 from IPCC Fourth Assessment Report, Working Group III Report. After Nakicenovic et al., 2006, and Hanaoka et al., 2006